






Periodontal Disease Staging

STAGE	CLINICAL SIGNS	ATTACHMENT LOSS	SULCUS DEPTH	DISEASE STATE	MANAGEMENT	RECHECK
0 (Healthy) 	None	None	N/A	N/A	<ul style="list-style-type: none"> Professional dental cleaning Home care 	At wellness examinations
1 (Gingivitis) 	<ul style="list-style-type: none"> Calculus Gingival inflammation 	None	Dogs: < 3.0 mm Cats: < 0.5 mm	Reversible	<ul style="list-style-type: none"> Professional dental cleaning Daily home care 	Annually, after professional dental cleaning
2 (Early Periodontitis) 	<ul style="list-style-type: none"> Calculus and gingivitis Bleeding on probing 	< 25%	Dogs: < 4.0 mm Cats: < 2.0 mm	Irreversible	<ul style="list-style-type: none"> Root planing during Professional dental cleaning 	4 - 6 months
3 (Moderate Periodontitis) 	<ul style="list-style-type: none"> Heavy calculus and gingivitis Bleeding and possible tooth mobility on probing 	25 - 50%	Dogs: < 9.0 mm Cats: < 2.0 mm	Irreversible	<ul style="list-style-type: none"> Aggressive therapy Possible gingivectomy Extensive root planing 	3 - 6 months
4 (Severe Periodontitis) 	<ul style="list-style-type: none"> Severe calculus, gingivitis, and gingival recession Bleeding and tooth mobility on probing 	> 50%	Dogs: > 10.0 mm Cats: > 2.0 mm	Irreversible	<ul style="list-style-type: none"> Aggressive therapy Probable extractions 	2 - 3 months